

# IPC-220 / 240

## Compact Industrial Computer Chassis for PCE-2000 Series CPU Board



IPC-220

IPC-240



### Features

- Compact IPC chassis with two/four front expansion slots
- Shockproof drive bay for two 2.5" HDD/SSD
- Single-side I/O for easy maintenance
- Support Advantech iDoor
- Bidirectional to mount on wall or workbench
- Qualified for AWS(Amazon Web Service) IoT Greengrass

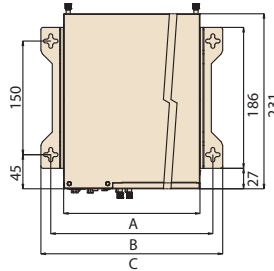
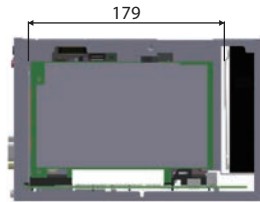
### Specifications

Disk Drive Bay	2.5"	2 Swappable (Max height 15mm)			
Cooling	Fan	1 (12cm/82CFM)			
	Air Filters	Yes			
Front IO	USB	8			
	LAN	2			
	Video Output	HDMI, VGA			
	Audio	Mic-in, Line-out			
	Serial Port	2 x RS-232/422/485 support auto flow control			
	Remote SW	Used for remote power on/off signal			
	DC Outlet	12V@2A max; 5V@2A max			
Expansion	I/O Module	Support Advantech iDoor			
	Add-On Card Module		PCIe x16	PCIe x4	PCI
		IPC-220-20A1/IPC-220-20B1	1	1	
		IPC-240-20A1/IPC-240-20B1	1	3	
IPC-240-21A1/IPC-240-21B1	1	1	2		
Miscellaneous	Control	Power switch			
	LED Indicator	Power / Disk / CPU Temp. Alarm / System Temp. Alarm / CPU Fan Alarm / Watch Dog			
Environment	Temperature	Operating	Non-operating		
		0 ~ 45 °C	-40 ~ 85 °C		
	Humidity	95% @ 40 °C (non-condensing)			
	Vibration (5-500 Hz)	With SSD: 2 Grms @ 5 ~ 500 Hz, random, 1 hr/axis With HDD: 0.5Grms @ 5 ~ 500 Hz, random, 1 hr/axis			
	Shock	10G, IEC-68-2-27, half-sine wave, 11 ms duration			
Mechanical	Dimensions(W x H x D)	IPC-220: 155 x 230 x 150 mm (6.1" x 9.05" x 5.9") IPC-240: 195 x 230 x 150 mm (7.68" x 9.05" x 5.9")			
	Weight	IPC-220: 3.1 kg IPC-240: 3.3 kg			

## Dimensions

Unit: mm

Add on card Max. length

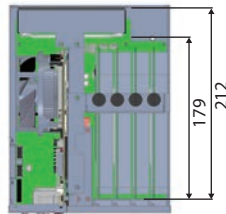


	IPC-220-20A1 IPC-220-20B1	IPC-240-20A1 IPC-240-20B1	IPC-240-21A1 IPC-240-21B1
A	155	195	195
B	189	229	229
C	215	255	255

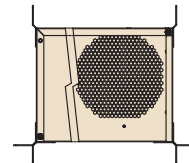
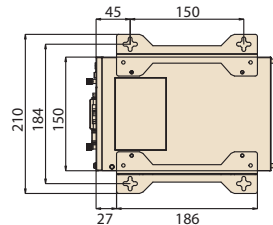
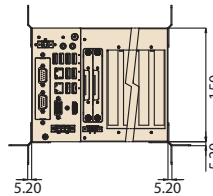
Side View

IPC-220


IPC-240




Top View



## Front View



IPC-220-20A1/IPC-220-20B1



IPC-240-20A1/IPC-240-20B1  
IPC-240-21A1/IPC-240-21B1

Expansion slot order	1	2	3	4
IPC-220-20A1 IPC-220-20B1	PCIe x16	PCIe x4	-	-
IPC-240-20A1 IPC-240-20B1	PCIe x16	PCIe x4	PCIe x4	PCIe x4
IPC-240-21A1 IPC-240-21B1	PCIe x16	PCI	PCIe x4	PCI

Note: 2-port D-sub 9-pin COM cable to be assembled upon request

## Ordering Information

Chassis Part Number	Compatible CPU Board Model	PCIe x16	PCIe x4	PCI	HDD/SSD	Power	Internal USB (2.0 Type A)	ErP Compliance
IPC-220-20A1	PCE-2132 / PCE-2133	1	1	0	2 x 2.5"	19-24 VDC	2	No
IPC-220-20B1	PCE-2032 / PCE-2033	1	1	0	2 x 2.5"	19-24 VDC	2	No
IPC-240-20A1	PCE-2132 / PCE-2133	1	3	0	2 x 2.5"	19-24 VDC	2	No
IPC-240-21A1	PCE-2132 / PCE-2133	1	1	2	2 x 2.5"	19-24 VDC	2	No
IPC-240-21B1	PCE-2032 / PCE-2033	1	1	2	2 x 2.5"	19-24 VDC	2	No
IPC-220-20B1	PCE-2132 / PCE-2133	1	1	0	2 x 2.5"	19-24 VDC	2	Yes
IPC-240-20B1	PCE-2032 / PCE-2033	1	1	0	2 x 2.5"	19-24 VDC	2	Yes
IPC-240-20B1	PCE-2132 / PCE-2133	1	3	0	2 x 2.5"	19-24 VDC	2	Yes
IPC-240-21B1	PCE-2132 / PCE-2133	1	1	2	2 x 2.5"	19-24 VDC	2	Yes
IPC-240-21B1	PCE-2032 / PCE-2033	1	1	2	2 x 2.5"	19-24 VDC	2	Yes

CPU Board Part number	Intel CPU Support	Chipset	USB 3.2	USB 2.0	GbE	NVMe M.2	miniPCIe	COM
PCE-2133-00A1	12th/13th Gen	Q670E	8	0	2	1 (PCIe x4 M Key)	1 (Full-Size)	2
PCE-2033-00A1	12th/13th Gen	H610E	4	4	2	0	1 (mSATA Only)	2
PCE-2132-00A1	10th Gen	Q470E	6	2	2	1 (PCIe x4 M Key)	1 (Full-Size)	2
PCE-2032-00A1	10th Gen	H420E	6	2	2	0	1 (mSATA Only)	2

## IPC-220/240 Packing List

Item	Description
IPC-220/240	Compact Industrial Computer Chassis
1960070543T005	Mounting Bracket
	User Manual for IPC-220/240
1652003234	4-pin Phoenix power connector
1652002205	Remote SW 2 pin Phoenix connector
1652007894-01	4-Pin Plug in 3.5mm 90D(F) DC output connector
1700019968	F Cable 2*10P-2.0/D-SUB 9P(M)*2 15CM ARK-2120
1960068789N105	IDOOR COMX2 COVER FOR IPC-240 877C
1700024926-01	A CABLE 1*2P-2.0/PLUG-IN 2P-5.08 16cm
1700019968	2-port D-sub 9-pin COM cable

Note: 2-port D-sub 9-pin COM cable to be assembled upon request

## Optional Accessories

Part Number	Description
96PSA-A230W24P4-3	ADP A/D 100-240V 230W 24V TB 4P
96PSA-A150W19P4-3	Adaptor A/D 100-240V 150W 19V TB 4P
1702002600	Power cord (USA) UL/CSA, 3-pin, 10A, 125V, 1.83 M, 180 D
1700022940-01	Power cord PSE, 3-pin, 7A, 125V, 3 m, DAC-ST01
1702002605	Power cord (EU) 2-pin, 10/16A, 220V, 1.83 M, 90 D
96PSD-A240W24-MN	DIN RAIL Adapter A/D 100-240V 240W 24V
1700031170-01	4-PIN DC to DC Power cable, DIN Rail Adapter, 150cm
1700029720-01	Power Cord (USA), 3 Pin, DIN Rail Adapter, 183cm
1700030520-01	Power Cord (CN), 3 Pin, DIN Rail Adapter, 150cm
1700024858-01	POE Power Cable 2*2P-4.2/2*2P-4.2 15cm

Note: The PCM series module requires a bracket (P/N : 196006584N001) that must be ordered separately.