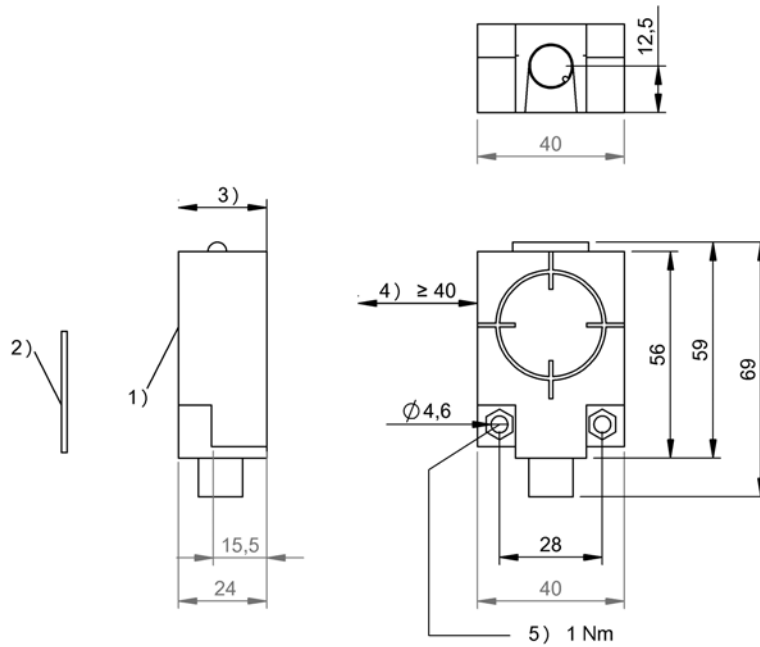


HF (13.56 MHz)
 BIS M-410-068-001-09-S72
 Order Code: BIS00W4

BALLUFF



- 1) Sensing surface
- 2) Data carrier
- 3) Clear zone
- 4) Clear zone surrounding
- 5) Tightening torque



Basic features

Antenna type	round
Approval/Conformity	CE cULus EAC WEEE
EN 55011	Size 1, Cl. A
Principle of operation	Read/write device

Display/Operation

Function indicator	COM field, LED yellow RF field, LED red Power (ON), LED green
--------------------	---

Electrical connection

Connection	USB: M12x1-Male, 5-pin
------------	------------------------

Electrical data

Current consumption max. at 5 V DC	500 mA
EN 300330-1	Power Class 5
Nominal voltage	5 VDC
Operating voltage U_b	5 V DC
Residual ripple max.	included

HF (13.56 MHz)
BIS M-410-068-001-09-S72
Order Code: BIS00W4

BALLUFF

Environmental conditions

Ambient temperature	-20...50 °C
Continuous shock load	yes
EN 60068-2-27, Shock	yes
EN 60068-2-32 Free fall	yes
EN 60068-2-6, Vibration	yes
IP rating	IP67
Storage temperature	-20...70 °C

Functional Characteristics

Supported data carrier types	DIN ISO 14443 DIN ISO 15693
------------------------------	--------------------------------------

Material

Housing material	PC, With PU potting
------------------	---------------------

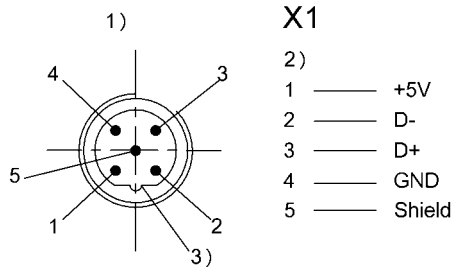
Mechanical data

Application weight	66.00 g
Dimension	40 x 24 x 56 mm
Installation	metal-free (clear zone)

Output/Interface

Interface	USB 2.0
-----------	---------

Connector Drawings



- 1) View towards connector
- 2) Male 5-pin/ Function
- 3) Coding B

Help Views

HF (13.56 MHz)

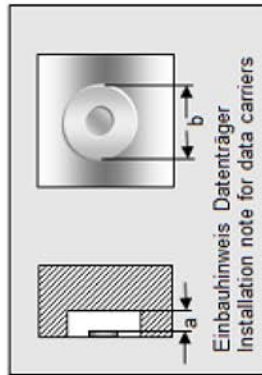
BIS M-410-068-001-09-S72

Order Code: BIS00W4

BALLUFF

BIS M-410-__

	BIS M-130-03/L	BIS M-130-07/L	BIS M-131-10/L	BIS M-132-03/L	BIS M-132-03/L-HT
passende Datenträger					
Appropriate data carriers					
Abstand Datenträger zu Metall in mm (a)	>10	>10	>10	>25	>25
Data carrier distance to metal in mm					
Freizone Datenträger in mm (b)	>60	>60	>60	>100	>100
Data carrier clear zone in mm					
Schreibabstand in mm	0-17	0-12	0-5	0-48	0-40
Write distance in mm					
Lesabstand in mm	0-17	0-12	0-5	0-48	0-40
Read distance in mm					
Versatz in mm	±15	±12	±10	±30	±25
bei Abstand von					
Offset in mm					
at distance					
	0	±12	±10	±30	±25
	2	±12	±7,5	±30	±25
	4	±12	±5	±30	±25
	5	±12		±30	±25
	10	±10		±30	±25
	12	±5		±25	±20
	15			±25	±20
	17			±25	±20
	20			±25	±20
	25			±25	±20
	30			±25	±20
	35			±20	±12
	40			±20	±12
	45			±12	
	48			±12	
	75				
	80				
	85				
	90				
	95				
	100				



HF (13.56 MHz)

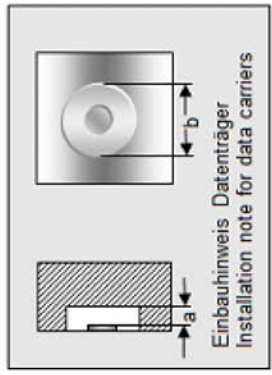
BIS M-410-068-001-09-S72

Order Code: BIS00W4

BALLUFF

BIS M-410-__

	BIS M-132-10/L	BIS M-132-10/L- HT	BIS M-133-02/A	BIS M-134-10/L	BIS M-134-10/L- HT
passende Datenträger Appropriate data carriers					
Abstand Datenträger zu Metall in mm (a) Data carrier distance to metal in mm	>25	>25	>25	>50	>50
Freizone Datenträger in mm (b) Data carrier clear zone in mm	>100	>100	>100	>150	>150
Schreibabstand in mm Write distance in mm	0-15	0-15	0-32	0-32	0-36
Leseabstand in mm Read distance in mm	0-15	0-15	0-32	0-32	0-36
Versatz in mm bei Abstand von	0 5 10 15 20 25 30 32 36 40 45 50 55 60 65 68 75 80 85 90 95	±15 ±15 ±12 ±8	±20 ±20 ±20 ±16 ±16 ±10 ±10 ±8	±22 ±22 ±22 ±20 ±20 ±12 ±12 ±8	±25 ±25 ±25 ±25 ±25 ±20 ±20 ±12 ±12 ±12 ±12
Offset in mm at distance					



HF (13.56 MHz)

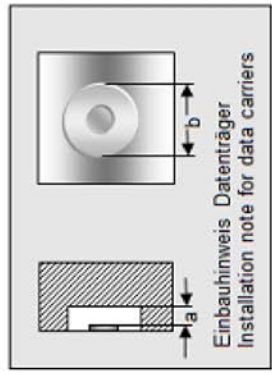
BIS M-410-068-001-09-S72

Order Code: BIS00W4

BALLUFF

BIS M-410-__

	BIS M-135-02/L	BIS M-135-03/L	BIS M-135-03/L- HT	BIS M-135-07/L	BIS M-135-07/L- HT
passende Datenträger Appropriate data carriers					
Abstand Datenträger zu Metall in mm (a) Data carrier distance to metal in mm	>50	>50	>50	>50	>50
Freizone Datenträger in mm (b) Data carrier clear zone in mm	>150	>150	>150	>150	>150
Schreibabstand in mm Write distance in mm	0-60	0-68	0-70	23-46	23-46
Lesabstand in mm Read distance in mm	0-60	0-68	0-70	23-46	23-46
Versatz in mm bei Abstand von	0 5 10 15 20 23 30 32 35 40 46 50 55 60 65 68 70 80 85 90 95	±35 ±40 ±40 ±40 ±40 ±40 ±32 ±32 ±32 ±32 ±32 ±32 ±24 ±24 ±15 ±15 ±15	±44 ±44 ±44 ±44 ±44 ±32 ±32 ±32 ±32 ±32 ±32 ±25 ±25 ±15 ±15 ±15	±24 ±24 ±18 ±18 ±18 ±10	±24 ±24 ±18 ±18 ±18 ±10
Offset in mm at distance					



BIS M-410-__

passende Datenträger Appropriate data carriers	BIS M-108-02/L				
Abstand Datenträger zu Metall in mm (a) Data carrier distance to metal in mm	>25				
Freizone Datenträger in mm (b) Data carrier clear zone in mm	>120				
Schreibabstand in mm Write distance in mm	0-40				
Leseabstand in mm Read distance in mm	0-40				
Versatz in mm bei Abstand von	0 ±22 5 ±22 10 ±22 15 ±22 20 ±22 25 ±20 30 ±20 35 ±20 40 ±10				
Offset in mm at distance	45 50 55 60 65 70 75 80 85 90 95 100				

