




Toilet Feedback System

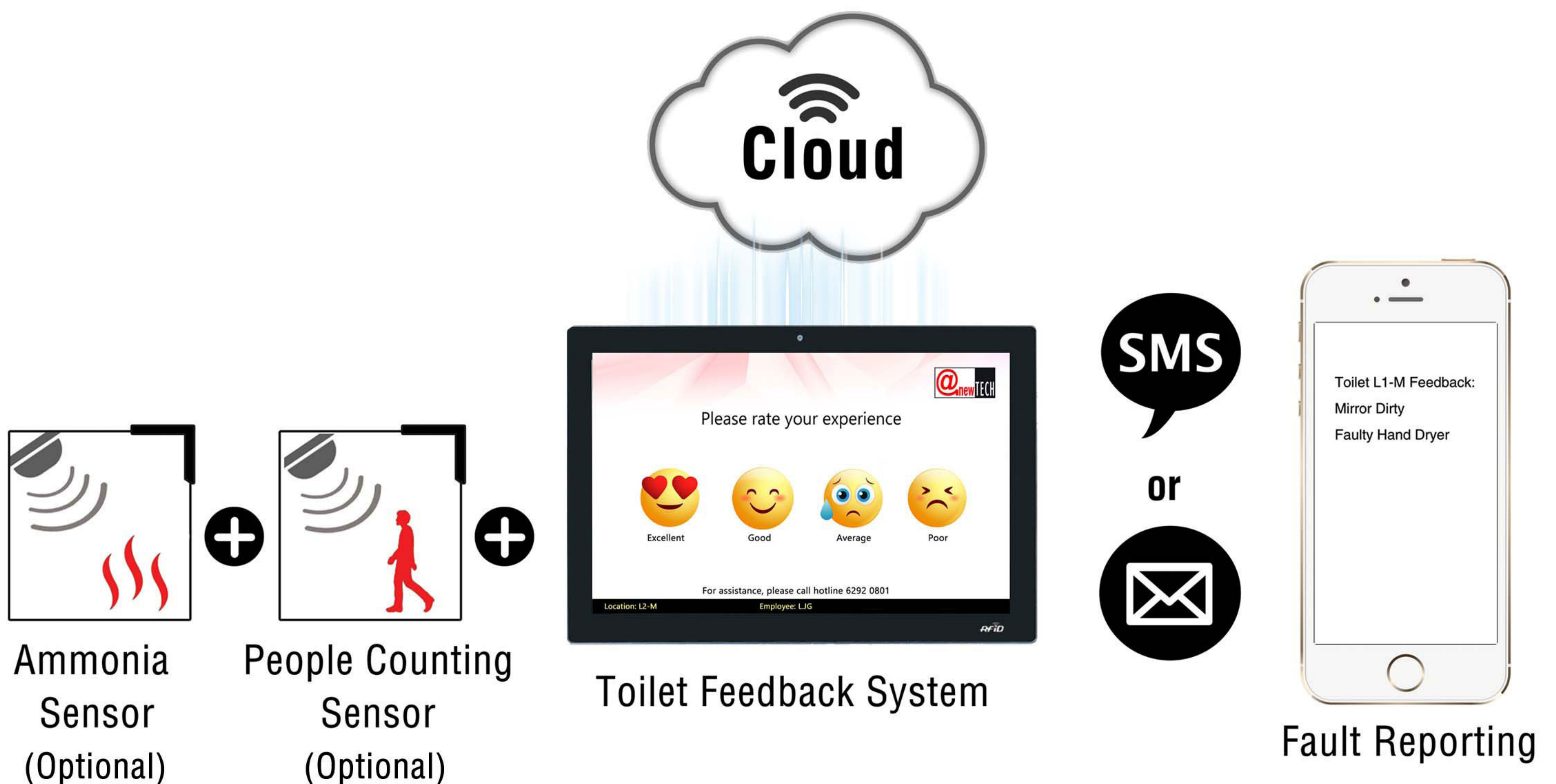


Hardware Specification:

- 10" touch screen Panel PC
- People counting sensor (Optional)
- Ammonia sensor (Optional)

Software Specification:

- Administration module
- Follow up & action close module
- SMS service (yearly subscription)
- Cloud service (yearly subscription)





Toilet Feedback System

Report:

Response Time

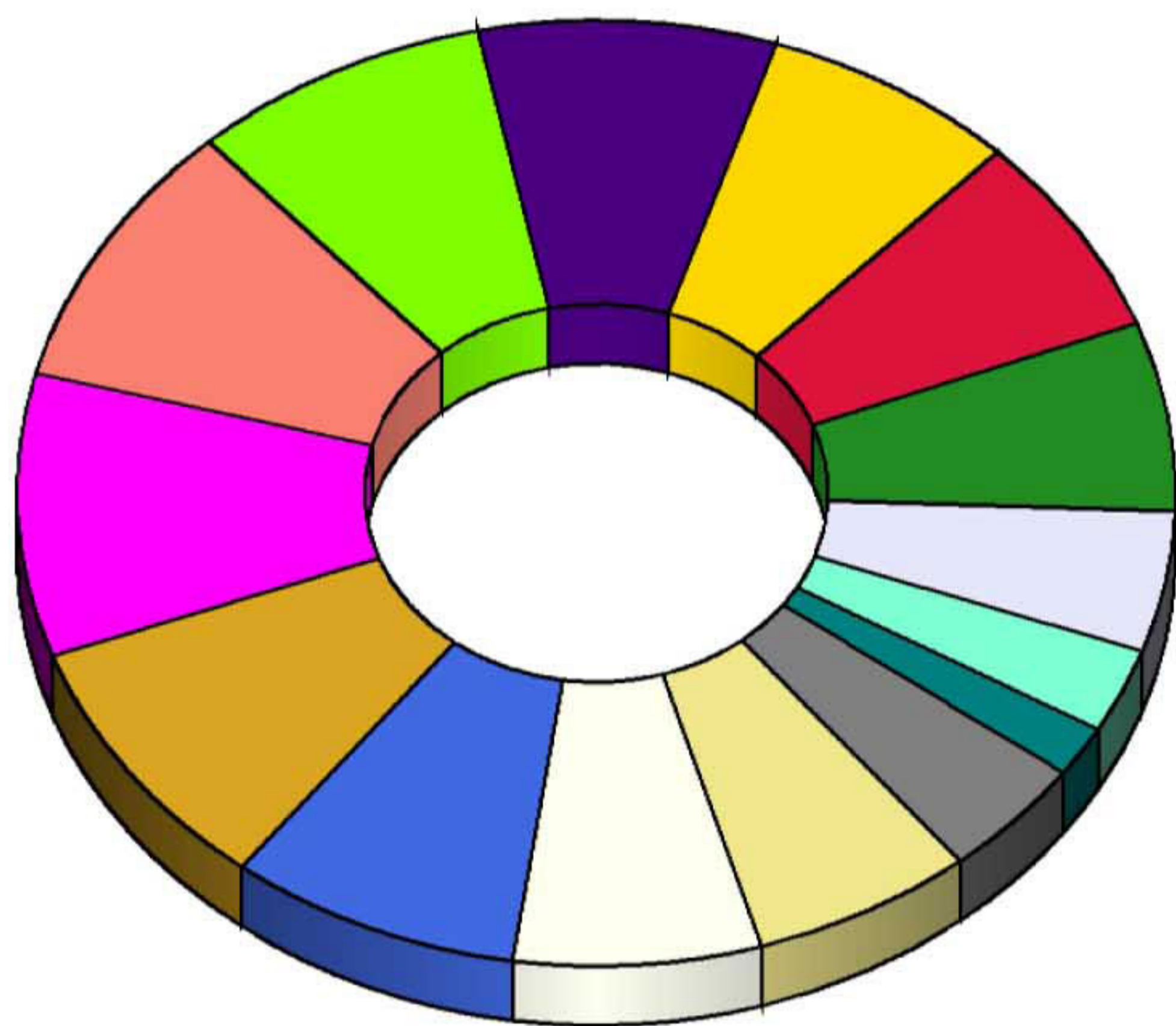
StaffID	Name	Location	Date	Time	Rating	Reponse Time
012	Hxx Yxx	L3 Lobby E Female	1-Mar-18	10:56:47	Very poor(1)	0:04:34
002	Txx Txx	L2 Lobby E Female	1-Mar-18	11:17:06	Poor(1)	0:03:40
002	Txx Txx	L1 Lobby D Male	1-Mar-18	11:32:27	Poor(1)	No Response
002	Txx Txx	L2 Lobby E Female	1-Mar-18	12:32:32	Poor(1)	0:02:22
002	Txx Txx	L2 Lobby E Female	1-Mar-18	13:02:05	Very poor(2)	0:02:07
012	Hxx Yxx	L2 Lobby E Female	1-Mar-18	13:53:00	Very poor(1)	1:29:39
002	Hxx Yxx	L1 Lobby D - Female	1-Mar-18	14:13:04	Poor(2)	0:01:49
002	Txx Txx	L1 Lobby D - Female	1-Mar-18	14:14:34	Poor(3)	0:00:21
012	Hxx Yxx	L2 Lobby E Female	1-Mar-18	15:21:43	Poor(1)	0:00:57
012	Hxx Yxx	L3 Lobby D Male	1-Mar-18	15:37:48	Very poor(1)	0:02:49
012	Hxx Yxx	B1 Lobby A - Male	1-Mar-18	15:42:21	Very poor(2)	0:06:27
002	Txx Txx	L1 Lobby D Female	1-Mar-18	15:43:16	Poor(1)	0:02:07

People Counting

Period: 01/Mar/2018 - 31/Mar/2018

Report Date: 04/Apr/2018

Total: 270291



00:00 - 01:00	0.00 %
01:00 - 02:00	0.00 %
02:00 - 03:00	0.00 %
03:00 - 04:00	0.00 %
04:00 - 05:00	0.00 %
05:00 - 06:00	0.00 %
06:00 - 07:00	1.74 %
07:00 - 08:00	4.12 %
08:00 - 09:00	6.19 %
09:00 - 10:00	6.92 %
10:00 - 11:00	8.18 %
11:00 - 12:00	8.91 %
12:00 - 13:00	9.68 %
13:00 - 14:00	9.26 %
14:00 - 15:00	8.38 %
15:00 - 16:00	8.31 %
16:00 - 17:00	7.15 %
17:00 - 18:00	6.97 %
18:00 - 19:00	6.47 %
19:00 - 20:00	4.81 %
20:00 - 21:00	2.90 %
21:00 - 22:00	0.01 %
22:00 - 23:00	0.00 %
23:00 - 00:00	0.00 %

Date	Total Count	06:00 - 07:00	07:00 - 08:00	08:00 - 09:00	09:00 - 10:00	10:00 - 11:00	11:00 - 12:00	12:00 - 13:00	13:00 - 14:00	14:00 - 15:00	15:00 - 16:00	16:00 - 17:00	17:00 - 18:00
01/Mar/2018	8985	137	415	612	759	730	870	1083	968	648	592	581	512
02/Mar/2018	8582	171	350	624	520	722	871	840	711	608	825	466	663
03/Mar/2018	5612	188	224	458	414	491	564	691	791	419	276	238	261
04/Mar/2018	4331	70	100	160	315	184	360	492	528	474	301	340	281
05/Mar/2018	5159	133	365	572	650	711	318	314	434	241	218	311	357
06/Mar/2018	11135	203	426	679	627	857	1155	1149	969	950	917	748	751
07/Mar/2018	8744	138	370	543	539	651	810	827	904	753	651	626	756
08/Mar/2018	10899	132	539	746	825	1034	938	1061	812	760	858	688	713
09/Mar/2018	8278	105	436	611	661	640	548	804	652	620	693	516	571
10/Mar/2018	6526	152	191	266	281	356	416	448	567	1052	1139	388	385
11/Mar/2018	4958	128	162	331	203	255	335	506	460	456	491	368	400
12/Mar/2018	10165	142	535	669	616	747	899	857	1070	761	864	701	608
13/Mar/2018	9362	179	455	632	601	684	749	847	859	736	753	920	659
14/Mar/2018	10510	138	396	541	628	853	938	997	1032	931	1009	871	748
15/Mar/2018	11798	134	324	713	767	915	1021	1183	987	1042	1170	945	1016

Report:

